


ChloroSan

Cleaning and Disinfection or Disinfection Only



Disposable gloves and apron are required at all times. If there is a risk of splashing, please use safety glasses.



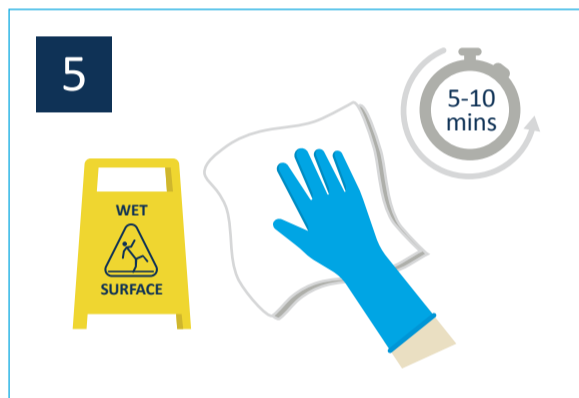
All products other than ChloroSan 1.7g+ require the area to be cleaned with suitable detergent prior to use. ChloroSan 1.7g+ includes detergent.




Before applying ChloroSan, use a paper towel to remove gross contamination including urine, vomit and faeces.



Fill the dilution bottle with **cold water**. Add ChloroSan tablets. The lid must be off until the tablets have completely dissolved. Dilute as per instructions below.



Use solution according to your organisational policy. If cleaning commodes, mattresses, or similar, do not rinse until the solution has dried completely.



ChloroSan solution should be kept for max. 24 hours and any residual solution disposed of with cold running water. Rinse bottle. Dispose of PPE into correct waste stream and wash hands.

Dilution Table - Use ChloroSan according to your organisational policy.

Product Name	Cleaning and Disinfection	Disinfection Only	Product Use	Tablet Use		
				1,000ppm Solution	5,000ppm Solution	10,000ppm Solution
ChloroSan 1.7g	No	Yes	Disinfection (1000ppm) (Contact time 5 mins)	1 per litre of water	5 per litre of water	10 per litre of water
ChloroSan 1.7g+	Yes	No				
ChloroSan 1.8g	No	Yes	Sporicidal (C.difficile) Disinfection (1000ppm) (Contact time 10 mins)	1 per 1.5 litres of water	5 per 1.5 litres of water	7 per litre of water
ChloroSan 2.5g	No	Yes				

When used to manufacturer's instructions, this product complies with EN13727, EN13624, EN13697, EN14476, EN16777, and EN17126. A Technical Data and Material Safety Data Sheet are available on request.

! WARNINGS AND PRECAUTIONS

USE BIOCIDES SAFELY. ALWAYS READ THE LABEL AND PRODUCT INFORMATION BEFORE USE, AND REFER TO ORGANISATIONAL POLICY AND THE SAFETY DATA SHEET.



Avoid contact with skin and eyes.



Do not breathe vapour, mist, spray, fume, dust or gas.



Make up and use with adequate ventilation.



Always use cold water to make ChloroSan solution.



DO NOT use directly on urine or vomit. Mixing this product with acid or ammonia releases chlorine gas.



Avoid prolonged contact with stainless steel, clothing or soft furnishings.



In accordance with COSHH regulations, keep tablet container tightly closed in a secure, dry location, out of the reach of children.



Never remove tablet labels.



Always dispose of residual solution after 24 hours, refer to your hospital policy and SDS.



Dispose of used materials in correct waste stream and wash hands thoroughly.

Scotmas Group

Purify • Protect • Perform

Pinnaclehill Industrial Estate, Kelso TD5 8AU Scotland
(T) +44 (0)1573 226901 (E) enquiries@scotmas.com
www.scotmas.info/chlorosan



Training Video